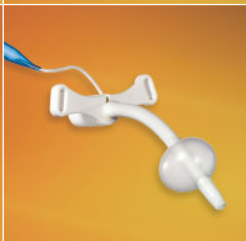

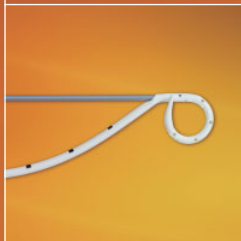



PRODUCTS

FOR INTERVENTIONAL
CRITICAL CARE



COOK®

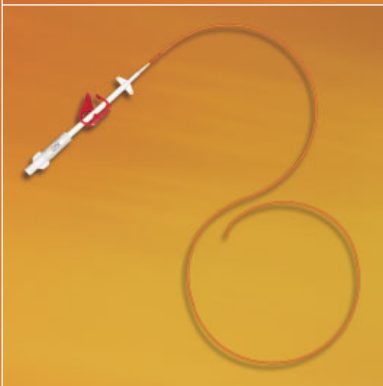


Every decision you make is critical.

That's why every product we offer has been proven to perform. It's called evidence-based medicine. Cook Critical Care has been partnering with physicians in the science of medical devices for over 25 years. Together we have developed the safest, most effective products for your patients. Your peer reviewed articles are the proof.



MINOCYCLINE/RIFAMPIN IMPREGNATED CATHETERS



Cook Spectrum®

Uniquely impregnated with rifampin and minocycline on both internal and external surfaces, Cook Spectrum® Catheters give your patients the best protection available against catheter-related bloodstream infections. The antibiotic combination works synergistically to provide broad-spectrum activity against *gram positive* and *gram negative organisms*.

Also available with EZ-Pass® hydrophilic coating. The result is Cook Spectrum Glide™, a central venous catheter with a lower coefficient of friction, allowing it to glide through tissue with ease.

Cook Silicone Peripherally Inserted Central Venous Catheters *featuring Cook Spectrum® Technology*

Combines the soft pliability of silicone with the protection of minocycline and rifampin, creating an impressive advancement in infection protection.

PERCUTANEOUS TRACHEOSTOMY



Ciaglia Blue Rhino[®]

The Ciaglia Blue Rhino[®] is the ultimate refinement of tracheostomy procedures. The improved design of the Blue Rhino[®] is a simple alternative to standard “open tracheostomy.”

Cost Effective—The Ciaglia Blue Rhino[®] can be used as a bedside procedure, avoiding operating room expenses.

Less Traumatic—Dr. Pasquale Ciaglia, MD FACS, a pioneer in percutaneous dilational tracheostomy, was inspired by nature and teamed with Cook to design a more simple and less traumatic dilator.

Single Pass Procedure—The soft, pliant tip and curved contour of the Blue Rhino[®] dilator creates a proper tracheostomy opening in one pass.

Soft Loading Dilator—The soft loading dilator enhances the fit to the tracheostomy tube, allowing a smooth and simple introduction.

DIFFICULT AIRWAY



Frova Intubating Introducers

- Used to facilitate blind and standard endotracheal intubation.
- Removable Rapi-Fit® adapter permits the use of oxygen insufflation.
- Stiffening cannula placed through catheter provides added control during placement.

Melker Cricothyrotomy Catheter Sets

- Airway Access is achieved utilizing percutaneous entry via the cricothyroid membrane.
- Subsequent dilation of the tract and tracheal entrance site permits passage of the emergency airway.
- Balloon cuffed catheter protects and controls the airway.

Cook Airway Exchange Catheter

- Cook Airway Exchange Catheters are indicated for uncomplicated, atraumatic, endotracheal tube exchange.
- Removable Rapi-Fit® adapter permits use of ventilatory device if necessary during exchange procedure.
- Through-lumen design of catheter with distal sideports provides adequate air flow.

CENTESIS
AND
DRAINAGE



Thal-Quick Chest Tube Sets

- Chest tubes are indicated for pleural drainage.
- Placement is facilitated using the Seldinger Technique.
- The fitted chest tube inserter provides a smooth transition for ease of insertion and comfort.

Wayne Pneumothorax Sets

- Used for relief of spontaneous and tension pneumothorax.
- Soft material and pigtail design provides greater comfort to patient.
- Large sideports drain an increased amount of air or fluid compared to other catheters.

Fuhrman Pleural/Pneumopericardial Drainage Sets

- Used for evacuation of air from the pericardial sac or to drain fluid from the pleural space.

ENTERAL FEEDING





Tiger Tube™

This self-advancing nasal jejunum feeding tube is an innovative device that allows the gut to pull the tube directly and safely into the small bowel, providing quick enteral access for delivery of nutrition and medication.

- 14 French feeding tube allows delivery of adequate nutrition or medication.
- Alternating cilia-like flaps along the feeding tube assist in advancing the tube through the stomach into the gut, via peristalsis.
- Tiger Tube™ placement typically does not require endoscopy or fluoroscopy procedures.
- Five large endholes help prevent tube clogging.
- Tiger Tube™ features markings every 10 cm, beginning at the distal 40-100 cm.

ENDOB BRONCHIAL BLOCKERS



Arndt Endobronchial Blocker Set

Used for endobronchial blockade of the left or right lung for procedures which require one-lung ventilation. The set consists of an endobronchial blocker catheter and the Arndt Multi-Port Airway Adapter.

Cohen Tip Deflecting Endobronchial Blocker Set

Choosing sides has never been easier...

The Cohen Tip Deflecting Endobronchial Blocker lets you easily choose sides for single-lung ventilation. The unique deflecting tip provides a wide range of adjustment to precisely direct the blocker. The clinician can easily move the blocker from one lung to another.

THE SCIENCE OF PATIENT SAFETY

COOK®

Interventional Critical Care Products

www.cookcriticalcare.com

Distributed by:

COOK MEDICAL INCORPORATED

P.O. Box 4195, Bloomington, IN 47402-4195 U.S.A.
Phone: 812 339-2235, Toll Free: 800 457-4500
Toll Free Fax: 800 554-8335

COOK (CANADA) INC.

111 Sandiford Drive, Stouffville, Ontario,
L4A 7X5 CANADA, Phone: 905 640-7110
Toll Free: 800 668-0300

WILLIAM A. COOK AUSTRALIA PTY. LTD.

Brisbane Technology Park, 12 Electronics Street,
Eight Mile Plains, Brisbane, QLD 4113 AUSTRALIA
Phone: +61 7 38 41 11 88

WILLIAM COOK EUROPE ApS

Sandet 6, DK-4632, Bjaeverskov, DENMARK
Phone: +45 56 86 86 86